

HCP-6320H/6320

1080p Analog HD 32x PTZ Dome Camera



HCP-6320H



HCP-6320

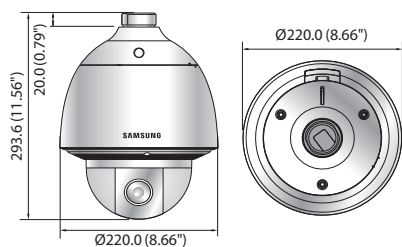
Key Features

- Full HD (1920 x 1080, 30fps) resolution
- 0.2Lux@F1.6, B/W : 0.01Lux@F1.6
- Powerful 32x zoom (4.44 ~ 142.6mm), Digital 16x
- Day & Night (ICR), Defog, WDR (120dB), SSNRIII
- Preset 700°/sec, Azimuth
- IP66 / IK10 (HCP-6320H), IK10 (HCP-6320 + SHP-3701H only)
- RS-485, 24V AC

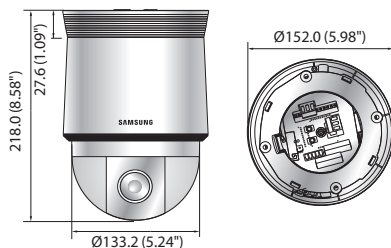
Dimensions

Unit : mm (inch)


HCP-6320H



HCP-6320



Accessories (Optional)



	HCP-6320HN/HP	HCP-6320N/P
VIDEO		
Imaging Device	1/2.8" 2.38M CMOS	
Total Pixels	1,952(H) x 1,116(V), 2.18M pixels	
Effective Pixels	1,944(H) x 1,104(V), 2.14M pixels	
Scanning System	Progressive	
Min. Illumination	Color : 0.3Lux (1/30sec, F1.6, 50IRE) , 0.005Lux (2sec, F1.6, 50IRE) B/W : 0.03Lux (1/30sec, F1.6, 50IRE), 0.0005Lux (2sec, F1.6, 50IRE) Color : 0.2Lux (1/30sec, F1.6, 30IRE), 0.003Lux (2sec, F1.6, 30IRE) B/W : 0.01Lux (1/30sec, F1.6, 30IRE), 0.0001Lux (2sec, F1.6, 30IRE)	
S / N Ratio	50dB	
Video Output	BNC (CVBS / AHD)	
LENS		
Focal Length (Zoom Ratio)	4.44 ~ 142.6mm (Optical 32x)	
Max. Aperture Ratio	F1.6(Wide) / F4.4(Tele)	
Angular Field of View	H : 62.8°(Wide) ~ 2.23°(Tele) / V : 36.8°(Wide) ~ 1.26°(Tele)	
Min. Object Distance	Wide : 1.4m (4.59ft), Tele : 1.9m (6.23ft)	Wide : 1.5m (4.92ft), Tele : 2m (6.56ft)
Focus Control	Auto / Manual / One push	
Lens / Mount Type	DC auto iris / Board-in type	
PAN / TILT		
Pan Range	360° Endless	
Pan Speed	Preset : 700°/sec, Manual : 0.024°/sec ~ 200°/sec	
Tilt Range	210° (-15° ~ 195°)	
Tilt Speed	Preset : 700°/sec, Manual : 0.024°/sec ~ 200°/sec	
Preset	255ea	
Preset Accuracy	±0.2°	
Azimuth	Yes (E / W / S / N / NE / SE / NW / SW OSD)	
OPERATIONAL		
Camera Title	Off / On (Displayed up to 15 characters)	
Day & Night	Auto (ICR) / Color / B/W	
Backlight Compensation	Off / BLC / HLC	
Wide Dynamic Range	120dB	
Contrast Enhancement	SSDR (Off / On)	
Digital Noise Reduction	SSNRIII (2D+3D noise filter) (Off / On)	
Digital Image Stabilization	Off / On	
Defog	Off / Auto / Manual	
Motion Detection	Off / On (4ea rectangular zone)	
Privacy Masking	Off / On (32 zones of rectangular zone)	
Gain Control	Off / Low / Middle / High	
White Balance	ATW / AWC / Manual / Indoor / Outdoor / Mercury / Sodium	
Electronic Shutter Speed	Minimum / Maximum / Anti flicker (2 ~ 1/12,000sec)	
Digital Zoom	16x	
Flip / Mirror	Off / On	
Intelligent Video Analytics	Tampering, Virtual line, Enter / Exit, (Dis)Appear	
Alarm I/O	Input 4ea / Output 2ea (Relay)	
Remote Control Interface	RS-485	
Protocol	RS-485 : Samsung-T/E, Pelco-P/D, Sungjin, Panasonic, Honeywell, AD, Vicon, Bosch, GE	
ENVIRONMENTAL		
Operating Temperature / Humidity	-50°C ~ +55°C (-58°F ~ +131°F) / Less than ~ 90% RH	-10°C ~ +55°C (+14°F ~ +131°F) / Less than 90% RH
Storage Temperature / Humidity	-50°C ~ +60°C (-58°F ~ +140°F) / Less than 90% RH	
Ingress Protection	IP66	N/A
Vandal Resistance	IK10	IK10 (With SHP-3701H)
ELECTRICAL		
Input Voltage / Current	24V AC ±10%	
Power Consumption	Max. 24W (Heater off), Max. 65W (Heater on)	Max. 20W
MECHANICAL		
Color / Material	Ivory / Plastic + Metal	
Dimensions (WxH)	Ø220.0 x 293.6mm (Ø8.66" x 11.56")	Ø152.0 x 218.0mm (Ø5.98" x 8.58")
Weight	3.3Kg (7.28 lb)	2.2Kg (4.85 lb)

* The latest product information / specification can be found at hanwha-security.com
* Design and specifications are subject to change without notice.